





For those with a solid choice, nothing beats the look and longevity of wood cabinet shutters. Add to that the warmth the material eludes and you know that this is a timeless choice.

Makwana offers the option of creating a winning fusion by combining the traditional charm of wood with the contemporary PU finish. What a lovely way to stay grounded!

SOLIDWOOD P.U.



MSW 001



MSW 002



MSW 003



MSW 004



MSW 005



MSW 006



MSW 007



MSW 008



MSW 009



MSW 010



MSW 011



MSW 012



MSW 013



MSW 014

The frame work is in Sycamore wood with exterior grade MDF in centre.
 P.U.Lacquer Gloss & Matt both finishes can be used as external coatings .
 Mesh , Glass cutout & Louver patterns available .
 Front mounting Handles & Knobs can be fitted .

*THESE PICTURES ARE ONLY PICTORIAL PRESENTATION , COLOURS MAY VARY .
 FOR ACTUAL COLOUR, FEEL AND LOOK PLEASE REFER TO ACTUAL SHADE CARD AND SAMPLE.*



IMPERIAL CERAMIC SERIES



Elegant on the outside and solid on the inside, ceramic shutter finishes are for those who believe that style and function must go hand in hand.



Alluring customers with its unique finishes, textures and unbeatable designs, ceramics are a hygienic and easy-to-maintain option for those who dare to experiment with the aesthetics of the kitchen. Exclusively available with Makwana in India, ceramic shutter finishes appease with their beauty.

IMPERIAL CERAMIC SERIES



IC-001 COPPER EFFECT



IC-002 COPPER GLAZE



IC-003 TAN BROWN




IC-004 ARENA GLAZE




IC-005 BEIGE GLAZE




IC-006 BEIGE EFFECT



IC-007 ARENA EFFECT




IC-008 IRON EFFECT




IC-009 IRON GLAZE




IC-010 BROWN EFFECT




IC-011 ARENA




IC-012 PEARL WHITE




IC-013 CAPPUCCINO



IC-014 GREEN EFFECT



IC-015 MOCHA



IC-016 RUSTY BLACK



IC-017 GRAPHITE EFFECT



IC-018 RUSTY WHITE



IC-019 SATVARIO



IC-020 GRAY PEARL




IC-021 GRAY EFFECT



IC-022 METAL GLAZE



IC-023 GRAY GLAZE



IC-024 BEIGE PEARL

EDGE BENDING - Silver P.V.C. 3D edge bending can be used .
In MK 11 - C.P. ; Gold ; Black Matt edge bending can be used .
MK 14 Black & Gold edge bending can be used .

HANDLES - - MK 05,06,07,08 in C.P. ; Gold ; Black Matt finishes can be used .
MK 15 handle in Black & Gold finish can also be used.
Front mounting handle fitting & Ventilation grill not possible .

*THESE PICTURES ARE ONLY PICTORIAL PRESENTATION , COLOURS MAY VARY .
FOR ACTUAL COLOUR, FEEL AND LOOK PLEASE REFER TO ACTUAL SHADE CARD AND SAMPLE.*



A very classy and exclusive natural stone finish makes the Majestic ceramic a unique offering by Makwana. Handpicked specially to create the majestic charm that your kitchen truly deserves, this 3mm solid ceramic base with its rugged look fabricated on imported calibrated ply is a treat to the eyes. Available in 17 gorgeous colours, each with a unique look and feel, these shutters are water resistant, stain resistant, easy to clean with cleansing agents and non-abrasive.

MAJESTIC CERAMIC

MAJESTIC CERAMIC



MCM 001 MILKY BIANCO



MCM 002 BIANCO NERE



MCM 003 NERO BIANCHE




MCM 010 LIGHT VEIN CHIARA



MCM 011 GRIGIO BIANCHI



MCM 012 VERDE BIANCHE



MCM 004 CREAM AVORIO



MCM 005 EARTHY TERRA



MCM 006 CHOCO OXIDE




MCM 013 BLACK PERLA




MCM 014 GREY OXIDE



MCM 015 DARK VEIN SCURA



MCM 007 SANDY ROCCIA



MCM 008 PEBBLY PERLA



MCM 009 GRIGIO NERE



MCM 016 NERO BLACK



MCM 017 CUSTARD CREMA

EDGE BENDING - Silver P.V.C. 3D edgebending can be used .
In MK 11 - C.P. ; Gold ; Black Matt edgebending can be used .
MK 14 Black & Gold edgebending can be used.

HANDLES - MK 05,06,07,08 in C.P. ; Gold ; Black Matt finishes can be used .
MK 15 handle in Black & Gold finish can also be used.

Front mounting handle fitting & Ventilation grill not possible .


THESE PICTURES ARE ONLY PICTORIAL PRESENTATION , COLOURS MAY VARY .
FOR ACTUAL COLOUR, FEEL AND LOOK PLEASE REFER TO ACTUAL SHADE CARD AND SAMPLE.



Add a new dimension to your kitchens with super matt glass, a unique combination of glass with matt finish. This trendsetting finish combines the softness of glass and the elegance of matt in one product and offers a myriad of colours to choose from. Besides the usual advantages of being easy to clean, finger print resistant and UV resistant, the feather touch feel of this finish is sure to be your neighbours envy.

SUPER MATT GLASS

SUPER MATT GLASS



SMG 001 BIANCO CLARO




SMG 002 CALENTAR BLANCO



SMG 003 MARFIL OSCURO



SMG 010 AMARILLO PALIDO



SMG 011 GRANATE



SMG 012 CIELO AZUL



SMG 004 CAPPUCHINO



SMG 005 GRIS CLARO



SMG 006 CACHEMIRE



SMG 013 GRIS PLATEADO



SMG 014 PALOMA FREY



SMG 015 PALOMA GRIS



SMG 007 VINO



SMG 008 CHOCO NEGRO



SMG 009 BEBE ROSA



SMG 016 GRAPHITE



SMG 017 NEGRO

THESE PICTURES ARE ONLY PICTORIAL PRESENTATION , COLOURS MAY VARY .
FOR ACTUAL COLOUR, FEEL AND LOOK PLEASE REFER TO ACTUAL SHADE CARD AND SAMPLE.


MATT FINISH SURFACE
EDGE BENDING - Silver P.V.C. 3D
edgebending can be used .
In MK 11 - C.P. ; Gold ; Black Matt
edgebending can be use .
MK 14 Black & Gold egdebending can
be used .

HANDLES - MK 05,06,07,08 in C.P. ;
Gold ; Black Matt finishes can be used .
MK 15 handle in Black & Gold finish can
also be used.

Front mounting handle fitting & Ventilation
grill not possible .



ELEGANCE GLASS



With 28 charming colours, the Elegance Glass finish is a 4mm extra clear back-painted glass that adds a sophisticated look to your kitchen. Perfect to bring the Italian charm to your homes, this finish is both classy and exclusive, making it a much preferred pick for discerning customers.



ELEGANCE GLASS



EG-001 GLOSS WHITE



EG-002 GLOSS YELLOW



EG-003 GLOSS GREEN



EG-004 GLOSS GRAY



EG-005 GLOSS IVORY




EG-006 GLOSS RED




EG-007 GLOSS AQUA



EG-008 GLOSS BLACK



EG-009 PEARL WHITE




EG-010 FERN GREEN




EG-011 SPARKLING SILVER




EG-012 JASPER GRAY



EG-013 GLOSS CARAMEL



EG-014 LIGHT APRICOT




EG-015 BREEZY BLUE



EG-016 FLINT GRAY




EG-017 GLOSS ORANGE



EG-018 GLOSS MOCHA



EG-019 HICKORY BROWN



EG-020 GLOSS ROSE




EG-021 GLOSS CAPPUCCINO



EG-022 GLOSS BEIGE



EG-023 CHAYOTE



EG-024 GLOSS LEMON



EG-025 ALMOND GREEN



EG-026 OXFORD BLUE



EG-027 GLOSS SKY



EG-028 ICEBERG BLUE

GLOSS FINISH SURFACE

EDGE BENDING - Silver P.V.C. 3D edge bending can be used .
In MK 11 - C.P ; Gold ; Black Matt edge bending can be used .
MK 14 Black & Gold edge bending can be used .

HANDLES - MK 05,06,07,08 in C.P ; Gold ; Black Matt finishes can be used .
MK 15 handle in Black & Gold finish can also be used.

Front mounting handle fitting & Ventilation grill not possible .

THESE PICTURES ARE ONLY PICTORIAL
PRESENTATION , COLOURS MAY VARY .
FOR ACTUAL COLOUR, FEEL AND LOOK PLEASE
REFER TO ACTUAL SHADE CARD AND SAMPLE.







The crystal glass shutters are perfect to add a touch of oomph to your kitchens. A combination of 2mm crystal designer glass and imported calibrated marine ply, it looks swish, swanky and effortlessly blends into the design of your kitchen.

Amongst the 42 colours, one can also opt for a matt finish or a ceramic look to go with the aesthetics of the kitchen.


CRYSTAL GLASS




CG-001 YELLOW CG-002 ORANGE CG-003 GOLDEN SHALLOW CG-004 OLIVE CG-005 TEAK CG-006 WHITE LOOP



CG-007 WHITE FLOW CG-008 BLACK FLOW CG-009 WHITE MOKKA CG-010 COFFEE MOKKA CG-011 WALNUT CG-012 DARK ZABRANO



CG-013 WENGE CG-014 WHITE EFFECT CG-015 COPPER EFFECT CG-016 BLACK EFFECT CG-017 HORIZON WHITE CG-018 HORIZON CAPPUCCINO



CG-019 HORIZON BLACK CG-020 SILK WHITE CG-021 SILK WINE

GLOSS FINISH SURFACE
EDGE BENDING - Silver P.V.C. 3D edge bending can be used.
 In MK 11 - C.P. ; Gold ; Black Matt edge bending can be used.
 MK 14 Black & Gold edge bending can be used.

THESE PICTURES ARE ONLY PICTORIAL PRESENTATION, COLOURS MAY VARY.
 FOR ACTUAL COLOUR, FEEL AND LOOK PLEASE REFER TO ACTUAL SHADE CARD AND SAMPLE.



CG-022 HORIZON MAROON CG-023 WHITE PEARL CG-024 SNOW WHITE CG-025 CAPPUCCINO CG-026 IVORY CG-027 SILVER



CG-028 TAN CG-029 SKY BLUE CG-030 GRAY CG-031 CARAMEL CG-032 WINE CG-033 BLACK



CG-034 MAROON CG-035 WHITE MATT CG-036 IVORY MATT CG-037 TAN MATT CG-038 LIGHT BEIGE CG-039 LIGHT GREEN

HANDLES - MK 05,06,07,08 in C.P. ; Gold ; Black Matt finishes can be used.
 MK 15 handle in Black & Gold finish can also be used.

Front mounting handle fitting & Ventilation grill not possible



CG-040 DOVE GREY MATT CG-041 OFF WHITE MATT CG-042 MOCHA MATT




CRYSTAL ACRYLIC

With the elegant look like glass, acrylic shutters are a great option for those who want a dainty look to their kitchen yet want something that can survive rough use. Available at Makwana in Platinum and Crystal Acrylic options, the former being 2mm and the latter being 4mm thick, the colour choice available in this series is sure to blow your mind. 22 outstanding colours in gloss finishes available, with 5 of these colours being exclusive to the collection.


Setting trends worldwide, one kitchen at a time, the Makwana Acrylic series is a winner all the way!




CRYSTAL ACRYLIC




MAR 001 WHITE



MAR 002 PEARL



MAR 003 VANILLA




MAR 012 BLACK REARL



MAR 013 TIMBERLAND




MAR 014 TORTORA




MAR 004 TUSCAN



MAR 005 CEDAR



MAR 006 SPHINX



MAR 007 CAPPUCINO



MAR 015 SANDSTONE



MAR 016 COCOA



MAR 017 ICY BLUE




MAR 018 AQUA PEARL



MAR 008 WOODLAND TAUPE




MAR 009 SILVER



MAR 010 GRAY PEARL



MAR 011 BROWN PEARL



MAR 019 TITANIUM GREY



MAR 020 LEMON YELLOW



MAR 021 COPPER GOLD



MAR 022 WINE

GLOSS FINISH SURFACE

EDGE BENDING - Silver P.V.C. 3D edge bending can be used .

In MK 11 - C.P. ; Gold ; Black Matt edge bending can be used .

MK 14 Black & Gold edge bending can be used .

*THESE PICTURES ARE ONLY PICTORIAL PRESENTATION , COLOURS MAY VARY.
FOR ACTUAL COLOUR, FEEL AND LOOK PLEASE REFER TO ACTUAL SHADE CARD AND SAMPLE.*

HANDLES - MK 05,06,07,08 in C.P. ; Gold ; Black Matt finishes can be used .

MK 15 handle in Black & Gold finish can also be used.


Front mounting handle fitting & Ventilation grill not possible.




Practical and beautiful, the platinum acrylic series by Makwana is a super choice for those who like to combine aesthetics with functionality. A combination of 2mm platinum acrylic and 4mm crystal acrylic, the shutters in this series have a classy gloss finish. Exclusively available with Makwana in India, this series is a show stopper with 22 trendy colours to choose from of which 5 are newly introduced colours.




PLATINUM ACRYLIC




MAR 001 WHITE



MAR 002 PEARL




MAR 003 VANILLA



MAR 012 BLACK REARL



MAR 013 TIMBERLAND




MAR 014 TORTORA




MAR 004 TUSCAN



MAR 005 CEDAR




MAR 006 SPHINX



MAR 007 CAPPUCINO



MAR 015 SANDSTONE




MAR 016 COCOA



MAR 017 ICY BLUE




MAR 018 AQUA PEARL



MAR 008 WOODLAND TAUPE




MAR 009 SILVER



MAR 010 GRAY PEARL



MAR 011 BROWN PEARL



MAR 019 TITANIUM GREY



MAR 020 LEMON YELLOW



MAR 021 COPPER GOLD



MAR 022 WINE

GLOSS FINISH SURFACE
Same colour Edgebending matching with front Glossy surface available.

*THESE PICTURES ARE ONLY PICTORIAL PRESENTATION , COLOURS MAY VARY.
FOR ACTUAL COLOUR, FEEL AND LOOK PLEASE REFER TO ACTUAL SHADE CARD AND SAMPLE.*

HANDLES -MK 05; 06; 07; 09 & 015 can be used .


Front mounting handle fitting & Ventilation grill possible .

A great value for money, the super matt acrylic is a superior finish that offers a super smooth feel, light resistance, stain resistance and finger print resistance making it easy to clean and maintain. Add to that a swish matt look, this finish processed on 710 grade of certified marine ply with exteriors of matt acrylic, is a winner all the way!




SUPER MATT ARYCLIC

SUPER MATT ARYCLIC



MAM 001 BIANCO




MAM 002 ALBUME




MAM 005 MARE VERDE



MAM 006 COLOMBA



MAM 003 AVORIO



MAM 004 CREMA



MAM 007 GRIGIO

MATT FINISH SURFACE
Same colour Gloss Edgebending matching with front Matt surface available .
MK 014 edgebending possible .
Matt finish matching edgebending & MK 011 edgebending not possible .

HANDLES -MK 05; 06; 07; 09 & 015 can be used .

Front mounting handle fitting & Ventilation grill possible .


*THESE PICTURES ARE ONLY PICTORIAL PRESENTATION , COLOURS MAY VARY.
FOR ACTUAL COLOUR, FEEL AND LOOK PLEASE REFER TO ACTUAL SHADE CARD
AND SAMPLE.*



A revolutionary product that is sure to sweep the floor off your feet, Acrysil is a new range of acrylic-look shutters which are scratch resistant. These panels have a uniform thickness of 18mm and come with an acrylic front of 0.9MM processed on 303 grade of BWR plywood. Leave behind your worries of colour variations seen in acrylic shutters and get ready to see new standards of durability being set. The white laminated backing and 4 side matching edge bending of these shutters not just gives them a sharp look but a finishing that matches European aesthetics. They come in 24 outstanding colours which includes Matt finishes, and are also very easy on the pocket.



ACRYSIL




GA-001 PEARL



GA-002 IVORY



GA-003 WHITE



GA-004 CAPPUCCINO



GA-005 MAROON



GA-006 WINE




GA-007 FIERY RED



GA-008 LIGHT BLUE



GA-009 STONE GRAY



GA-010 COOL CASHMERE



GA-011 GRAY



GA-012 BLACK



GA-013 SILVER SHIMMER



GA-014 BEIGE SHIMMER




GA-015 MILD GRAY




GA-016 DOVE GRAY



GA-017 MATT GRAY



GA-018 MATT WHITE




GA-019 MATT CREAM




GA-020 MATT BLACK



GA-021 MATT CASHMERE



GA-022 MATT BEIGE SHIMMER



GA-023 MATT GREY SHIMMER



GA-024 MATT CAPPUCCINO

GLOSS & MATT FINISH SURFACE AS PER SHADE CARD

Matching edgebending possible .

HANDLES -MK 05; 06; 07; 09; 010 & 015 can be used .

Front mounting handle fitting & Ventilation grill possible.

*THESE PICTURES ARE ONLY PICTORIAL PRESENTATION , COLOURS MAY VARY.
FOR ACTUAL COLOUR, FEEL AND LOOK PLEASE REFER TO ACTUAL SHADE CARD AND SAMPLE.*




Just like a pearl from an oyster, Makwana's Lacquer series is an exclusive beauty that is sure to add a touch of elegance to your kitchen. If you like it matt, opt for their PU matt series or bring in some glam with their glossy collection. Choose from a range of alluring colours and cast a magic spell to your kitchen with its chic appeal.


And if you want something really out of the box, opt for their metallic and mother of pearl finishes.




P.U. LACQUER SERIES




PU-001 FROSTY WHITE




PU-002 LIGHT IVORY



PU-003 IVORY



PU-004 SAND YELLOW




PU-005 MOTHER OF PEARL



PU-006 DOVE GREY



PU-007 DUSTY GREY



PU-008 METTALIC SILVER




PU-009 TARPULIN GREY




PU-010 BEIGE



PU-011 CAMEL




PU-012 MOCHA




PU-013 TIMBERLAND



PU-014 CAPPUCHINO




PU-015 CHOCLATE BROWN



PU-016 TORTORA



PU-017 WOOD BROWN



PU-018 YELLOW



PU-019 APRICOT




PU-020 SAFFRON



PU-021 LAVENDER



PU-022 AUBERGINE



PU-023 PURE WHITE



PU-024 TURQUOISE




PU-025 TEAL



PU-026 AMAZON GREEN



PU-027 AQUA



PU-028 PISTA



PU-029 BLACK



PU-030 BLOSSOM RED



PU-031 BLOOD RED




PU-032 PEARL BEIGE

Gloss & Matt finish surface available with matching edgebending.

HANDLES -MK 05; 06; 07; 09; 010 & 015 can be used.
Front mounting handle fitting & Ventilation grill possible.

THESE PICTURES ARE ONLY PICTORIAL PRESENTATION , COLOURS MAY VARY.
FOR ACTUAL COLOUR, FEEL AND LOOK PLEASE REFER TO ACTUAL SHADE CARD AND SAMPLE.





If you are looking for something that is exquisite looking and is resistant to stains, scratches and even fingerprints, your search ends here. An Italian make, this finish is available exclusively with Makwana and lends a striking matt look. It comes finished over Russian Birch Ply and has an ultra-soft feel.

And if that's not enough, this product comes with thermal healing from micro-scratches and is absolutely safe for contact with food. Anti-static, anti-dust and resistant to abrasion and this product is also UV resistant. Need another reason to get it?



KLASSY MATT



MKM 01 CREMA



MKM 02 GRIGIO OCA



MKM 03 ARGENTO



MKM 04 NEROLUCENTE



MKM 05 SLATE GRIGIO



MKM 06 GRIGIO CHIARO

Matt finish Italian product of Fenix brand.
Matching Edgebending possible

HANDLES -MK 05; 06; 07; 09; 010 & 015 can be used .

Front mounting handle fitting & Ventilation grill possible.



MKM 07 SABBIA FINE



MKM 08 MARRONE SCURO



MKM 09 VERDE BOTTIGLIA




MKM 10 ROSSO NERO



MKM 011 GRIGIO ANTRACITE



MKM 012 AZZURO



MKM 013 BIANCO

*THESE PICTURES ARE ONLY PICTORIAL PRESENTATION , COLOURS MAY VARY.
FOR ACTUAL COLOUR, FEEL AND LOOK PLEASE REFER TO ACTUAL SHADE CARD AND SAMPLE.*



A range of new and unique laminates that are rich in texture and colour, the Aspero Laminate series by Makwana is one of the most sought after product for cabinet finishing. Besides offering an alluring natural look and extending warmth to your kitchen and wardrobes, these 1 mm thick laminates are water and wear-resistant, stain-resistant and fade-resistant.



ASPERO LAMINATE



MAL 001 WOOD BURN OAK



MAL 002 WALNUT GLAZE OAK



MAL 003 OSBURN OAK



MAL 004 GOLDEN SHALLOW OAK



MAL 016 LIGHT ASH



MAL 017 GUMY OAK



MAL 018 BLACK EBONY



MAL 019 PEARL DELIGHT



MAL 005 TITANIUM ASH



MAL 006 STEEL ASH



MAL 007 NUTTY BROWN WALNUT



MAL 008 ALMOND GRAIN OAK



MAL 020 MILLET BEIGE



MAL 021 ELEGANT PEACH



MAL 022 SOMBRE YELLOW



MAL 023 GOLDEN OCHRE



MAL 009 BRAZILLIAN BRAUN



MAL 010 WOOD BARK BROWNK BROWN



MAL 011 WENGE FUSION



MAL 012 GOLDEN TIMBER



MAL 024 CANTEBURY OAK



MAL 025 AUBURN ASH



MAL 026 WHITE OAK



MAL 027 WENGE HORIZONTAL

THESE PICTURES ARE ONLY PICTORIAL PRESENTATION, COLOURS MAY VARY. FOR ACTUAL COLOUR, FEEL AND LOOK PLEASE REFER TO ACTUAL SHADE CARD AND SAMPLE.



MAL 013 PEACH OAK



MAL 014 TEXTURE CHOCOLATE



MAL 015 DOVE ASH



MAL 028 PINEWOOD HORIZONTAL



MAL 029 TEAKWOOD HORIZONTAL



MAL 030 WHITE ASH HORIZONTAL

Matching edgebending available .

HANDLES -MK 05; 06; 07; 09; 010 & 015 can be used .

Front mounting handle fitting & Ventilation grill possible.



Laminates are ideal for Indian weather conditions and their maintenance is easy and stress-free. In going with the oldest trend of using laminates in kitchens, Makwana offers a completely new and unique range of laminates that are rich in texture and colour. With laminates sourced from the best brands in India including Merino, GreenLam, Royal Touch, New Mica etc and combined with ply or a material backing of your choice, Makwana's modular laminate cabinets are a perfect fusion of contemporary with tradition.





LAMINATE



PUMIC GREY




DARK CITRUS




SHANGRILLA



ORANGE



ALUMINA PEARL



FIESTA ROSE




GREY




SUNFLOWER



TAN



SLATE



BLACK



CHAMPAGNE

Matching edgending available .

HANDLES -MK 05; 06; 07; 09; 010 & 015 can be used .
Front mounting handle fitting & Ventilation grill possible.

*THESE PICTURES ARE ONLY PICTORIAL PRESENTATION , COLOURS MAY VARY.
FOR ACTUAL COLOUR, FEEL AND LOOK PLEASE REFER TO ACTUAL SHADE CARD AND SAMPLE.*

With such vast range of shutter finishes the choice of edges too should be unique and so introducing the different kinds of edge bendings available with the combinations that can be done. Handle complete the look of the shutters providing mobility to operate and so the handle ranges available at Makwana have features like suave, classy , sleek , ease of grip and low on maintenance. Gives the shutters the ultimate look in economical ranges to choose from.



HANDLE RANGE



MK 005 - Available in size 150 mm to 3000 mm .
 Finishes available :- C.P.; Gold ; Black Matt .



MK 006 - Available in size 150 mm to 3000 mm .
 Finishes available :- C.P.; Gold ; Black Matt .



MK 007 - Available in size 150 mm to 3000 mm .
 Finishes available :- C.P.; Gold ; Black Matt .



MK 008 - Available in size 150 mm to 3000 mm .
 Finishes available :- C.P.; Gold; Black Matt ; Black Glossy ; Aluminium Matt ; S.S. Matt .



MK 013 - Available in size 150 mm to 3000 mm .
 Finishes available :- Black Matt ; Grey Matt ; Gold .
 Can be used for internal wardrobe drawers and bigger size handles for external wardrobe doors .



MK 009 - Available in size 150 mm to 3000 mm .
 Finishes available :- C.P.; Gold ; Black Matt ; Black Glossy; Aluminium Matt ; S.S. Matt .



MK 010 - Available in size 150 mm to 3000 mm .
 Finishes available :- C.P.; Gold; Black Matt ; Black Glossy ; Aluminium Matt ; S.S. Matt .



MK 012 - Available in size 150 mm to 1200 mm .
 Finishes available :- Black Matt Grey Matt ; Gold.
 Can be used for internal wardrobe drawers.



MK 015 - Available in size 150 mm to 3000 mm.
 Finish available :- Black with Gold line.



Incline Handle can be done on Laminate, Crystal Acrylic, P.U. Lacquer

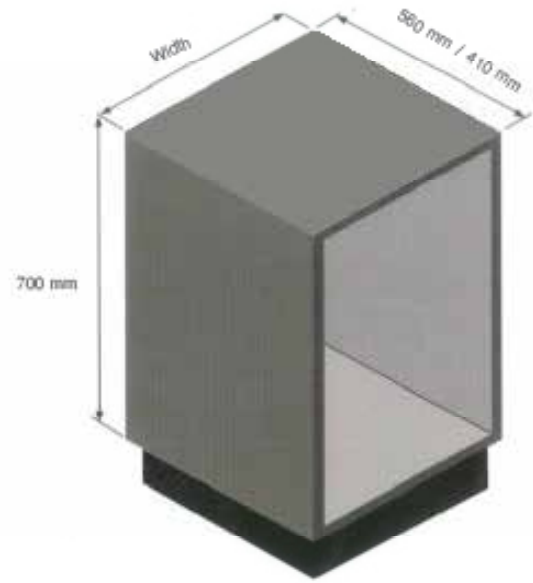
EDGE BENDING

Silver 3D edge bending can be used for any Glass finish shutters and Ceramic finish shutters.

MK 011 - Can be used for Crystal Acrylic shutters , Glass finish shutters and Ceramic finish shutters.
 Finishes available :- C.P. ; Gold ; Black Matt.

MK 014 - Can be used for Crystal Acrylic shutters , Super Matt Acrylic shutters ; Glass finish shutters and Ceramic finish shutters .
 Finish available :- Black with Gold line.

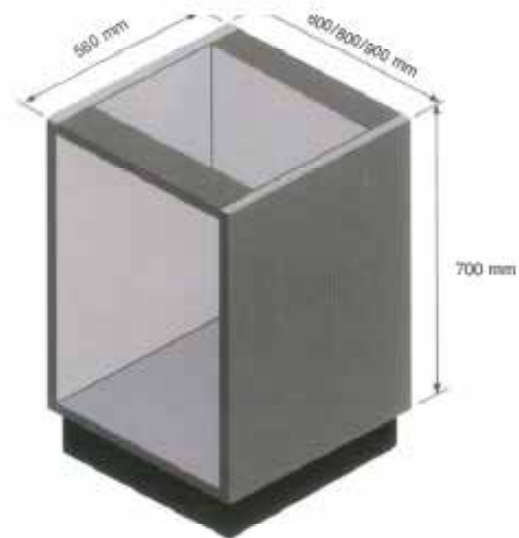
BASE CABINET




BASE CABINET	
mm	
200	580 * 700
250	580 * 700
300	580 * 700
400	580 * 700
450	580 * 700
500	580 * 700
600	580 * 700
750	580 * 700
800	580 * 700
900	580 * 700

HOB CABINET

HOB CABINET	
mm	
600	580 * 700
800	580 * 700
900	580 * 700



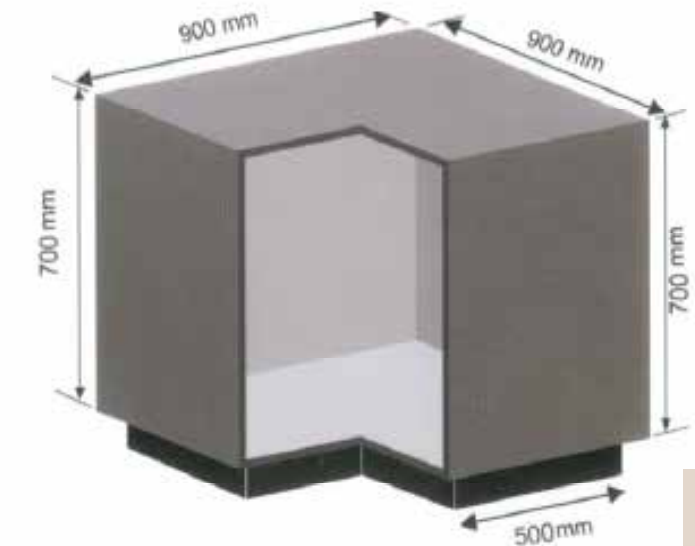
BLIND CORNER CABINET




BLIND CORNER CABINET	
mm	
1100	580 * 700
1100	580 * 700

CORNER CABINET (L - SHAPED)

CORNER CABINET (L - SHAPED)	
mm	
900	900 * 700



SINK CABINET (FOREX WITH ALUMINUM FRAME)



SINK CABINET (FOREX WITH ALUMINUM FRAME)	
mm	
800	560 * 700
700	560 * 700
750	560 * 700
800	560 * 700
900	560 * 700


GAS CABINET



GAS CABINET	
mm	
400	560 * 800
450	560 * 800
500	560 * 800
600	560 * 800
750	560 * 800
800	560 * 800
900	560 * 800

GAS CABINET (BLIND CORNER)

GAS CABINET (BLIND CORNER)	
mm	
1100	560 * 800



Right Blind Gas Cabinet

WALL CABINET

WALL CABINET	
mm	
400	300 * 600
450	300 * 600
500	300 * 600
600	300 * 600
750	300 * 600
800	300 * 600
900	300 * 600



WALL BLIND CORNER CABINET



WALL BLIND CORNER CABINET	
mm	
800	300 * 600
900	300 * 600

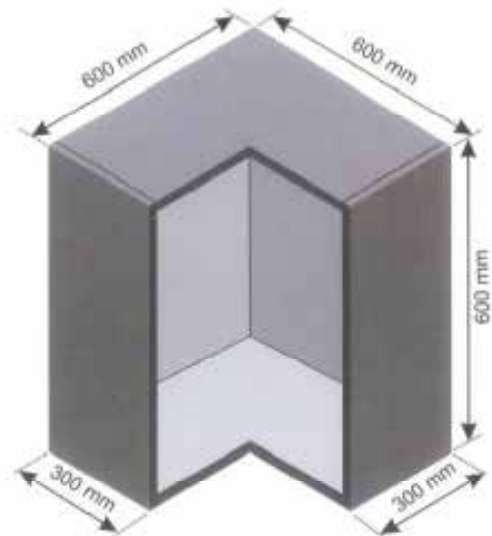
DISH RACK CABINET



DISH RACK CABINET	
mm	
450	300 * 600
500	300 * 600
600	300 * 600
750	300 * 600
800	300 * 600
900	300 * 600

Preferred material is Marine ply or Forex Board
Bottom is open & connected with Aluminium pipe section

WALL CORNER CABINET (L-TYPE)

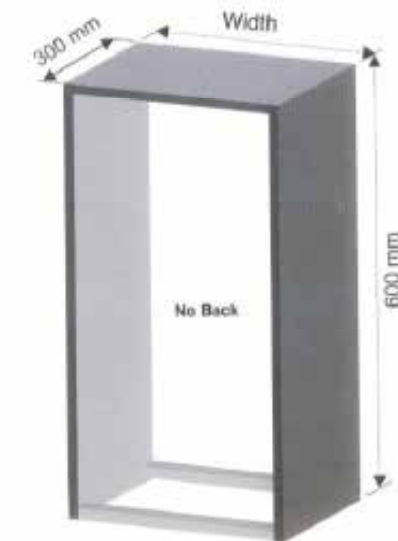


WALL CORNER CABINET (L-TYPE)	
mm	
600	600 * 600


AQUA GUARD CABINET

AQUA GUARD CABINET	
mm	
400	300 * 600
450	300 * 600
500	300 * 600
600	300 * 600
750	300 * 600
800	300 * 600

Preferred material is Marine ply or Forex Board
Bottom is open & connected with Aluminium pipe section



MICROWAVE CABINET



MICROWAVE CABINET
mm
800 * 300 * 750

TALL UNIT



TALL UNIT
mm
300 * 560 * 1920 / 2020
400 * 560 * 1920 / 2020
450 * 560 * 1920 / 2020
600 * 560 * 1920 / 2020

TAMBOUR CABINET



TAMBOUR CABINET
mm
450 * 450 * 1200
600 * 450 * 1200

HALF TALL UNIT



HALF TALL UNIT
mm
600 * 560 * 1200



Wardrobes are every individual's personal space within their home, and that gives it every reason to be special. Modular wardrobes are the best way to customise this personal space according to one's requirements and choice of storage. The kind of wardrobe one chooses depends on not just the requirements of the owner, but also the space. While most of our wardrobes can be customised according to your storage requirements, the type of wardrobe to choose depends on the space that is available. At Makwana we have three main types of wardrobes.



WARDROBE RANGE

Sliding door wardrobes are swish and are usually a choice for wardrobes in the corners, near doors or where space is a constraint. The inside configuration of these wardrobes is designed keeping in mind that the individual should be able to see till the edges of the wardrobe with ease, in spite of odd shaped spaces or depth.



WARDROBE SLIDING DOOR



MK 023



MK 024




MK 025 BLACK



MK 025



MK 026



MK 026 (2)



MK 026 GREY





MK 027

A dream for every women, and men too these days, walk-in wardrobes are for the ones who enjoy the luxury of space. These wardrobes are like a room that one can step into and access the shelves. Walk-in wardrobes may have openable or sliding doors and can be made in wood, glass, acrylic or any material of choice.



WALK-IN WARDROBE





Openable door wardrobes are traditional wardrobes with doors that open outward. These wardrobes usually offer storage on the doors as well in the form of hooks or hanging rails. However, for these kind of wardrobes we need ample space in front of the wardrobe for the doors to open out. Keeping in mind convenience and longevity, these are the most sought after wardrobe types.



WARDROBE OPENABLE DOOR







WARDROBE ACCESSORIES

WARDROBE BASKET PERFORATED 6"



PRODUCT DIMENSION	
inch	mm
28 x 20 x 6	710 x 505 x 150
32 x 20 x 6	810 x 505 x 150

WARDROBE BASKET PERFORATED 8"



PRODUCT DIMENSION	
inch	mm
28 x 20 x 8	710 x 505 x 200
32 x 20 x 8	810 x 505 x 200

WARDROBE ACCESSORIES SERIES

SHOERACK REGULAR BASKET



PRODUCT DIMENSION	
inch	mm
15 x 20 x 4	380 x 505 x 100
17 x 20 x 4	430 x 505 x 100
19 x 20 x 4	480 x 505 x 100
21 x 20 x 4	530 x 505 x 100
28 x 20 x 4	710 x 505 x 100
31 x 20 x 4	810 x 505 x 100

SHOERACK PERFORATED BASKET



PRODUCT DIMENSION	
inch	mm
15 x 20 x 4	380 x 505 x 100
17 x 20 x 4	430 x 505 x 100
19 x 20 x 4	480 x 505 x 100
21 x 20 x 4	530 x 505 x 100
28 x 20 x 4	710 x 505 x 100
32 x 20 x 4	810 x 505 x 100

WARDROBE ACCESSORIES SERIES



SHELVING SYSTEM

MK 030 PROFILE AVAILABLE IN BLACK MATT, GREY MATT & ROSE GOLD FINISHES.
MK 030 FRONT FINISH AVAILABLE IN ELEGANCE GLASS, SUPER MATT GLASS AND TINTED GLASS.



MK 031 PROFILE AVAILABLE IN BLACK MATT, GREY MATT & ROSE GOLD FINISHES.
MK 031 CAN BE USED IN 18 MM WOODEN SHELF. FRONT WITH LIGHT BENEATH.



MK 032 A & B AVAILABLE IN BLACK MATT, GREY MATT & ROSE GOLD FINISHES



MK 032 A & B AVAILABLE IN BLACK MATT, GREY MATT & ROSE GOLD FINISHES



MK 033 HANGING ROD AVAILABLE IN BLACK MATT, GREY MATT & ROSE GOLD FINISHES
MK 033A SIDE MOUNTING CONNECTOR AVAILABLE IN BLACK MATT, GREY MATT & ROSE GOLD FINISHES
MK 033B TOP MOUNTING CONNECTOR AVAILABLE IN BLACK MATT, GREY MATT & ROSE GOLD FINISHES



TROUSER RACK



SHOE RACK



TROUSER RACK WITH BELT ORGANISER




RATTAN BASKET




WRIST WATCH ORGANISER



SHIRT RACK WITH SLIDING CHANNEL




TROUSER RACK WITH SLIDING CHANNEL




SHIRT AND TROUSER RACK WITH SLIDING CHANNEL



COAT RACK WITH SLIDING CHANNEL



SLIDING MIRROR



SLIDING AND FOLDABLE IRON BOARD

Priding themselves for high quality and customer-centric designs, Makwana continues to offer their patronage with some of the best introductions in the market. Their range of profile shutters are multi-purpose and can be used in kitchens, bars, wardrobes, display units and much more and can be combined with a range of glass and mirror finishes. A delectable combination of functionality and aesthetics, these profile shutters are sure to be the focal point to your design aesthetic.



PROFILE SHUTTERS

BAR AND CROCKERY CABINET



MK 20



MK 22



MK 22



MK 22

SHOE RACK



MK 20



MK 20



MK 20



MK 21

PROFILE SHUTTERS



MK 020 BLACK MATT WITH 200MM HANDLE WITH BROWN TINTED GLASS

MK 020 PROFILE AVAILABLE IN BLACK MATT , GREY MATT & ROSE GOLD FINISHES
MK 020 FRONT FINISH AVAILABLE IN ELEGANCE GLASS , SUPER MATT GLASS AND TINTED GLASS.



MK 020 BLACK MATT WITH BLACK TINTED GLASS

MK 020 - AVAILABLE IN BLACK MATT ; GREY MATT ; GOLD FINISH.
MK 020 HANDLE IS AVAILABLE IN SIZE 200 MM & 1200 MM. PROFILE DOOR WIDTH CAN BE MAXIMUM OF 600 MM AND HEIGHT CAN BE UPTO 2950 MM.
4 MM TO 5 MM THICKNESS OF GLASS CAN BE USED. TOP & BOTTOM MOUNTING HINGES OR SIDE MOUNTING HINGES CAN BE USED AS PER PREFERENCE.



MK 020 GREY MATT WITH 1200MM HANDLE WITH IVORY ELEGANCE GLASS



MK 021 PROFILE BLACK MATT WITH BLACK TINTED GLASS AND 1200 MM BLACK MATT HANDLE

MK 021 PROFILE AVAILABLE IN BLACK MATT , GREY MATT & ROSE GOLD FINISHES
MK 021 FRONT FINISH AVAILABLE IN ELEGANCE GLASS , SUPER MATT GLASS AND TINTED GLASS.

MK 021 - AVAILABLE IN BLACK MATT ; GREY MATT ; GOLD FINISH.
MK 021 HANDLE AVAILABLE IN SIZE 200 MM & 1200 MM. PROFILE DOOR WIDTH CAN BE MAXIMUM OF 600 MM AND HEIGHT CAN BE UPTO 2950 MM.
4 MM TO 5 MM THICKNESS OF GLASS CAN BE USED. TOP & BOTTOM MOUNTING HINGES OR SIDE MOUNTING HINGES CAN BE USED AS PER PREFERENCE.



MK 021 PROFILE GREY MATT WITH BROWN TINTED GLASS WITH 200MM GREY MATT HANDLE

MK 021 BLACK MATT WITH IVORY ELEGANCE GLASS





MK 022 PROFILE BLACK MATT WITH BROWN TINTED GLASS WITH 200 MM BLACK MATT HANDLE

**MK 022 PROFILE AVAILABLE IN BLACK MATT , GREY MATT & ROSE GOLD FINISHES
MK 022 FRONT FINISH AVAILABLE IN ELEGANCE GLASS , SUPER MATT GLASS AND TINTED GLASS.**

**MK 022 - AVAILABLE IN BLACK MATT ; GREY MATT ; GOLD FINISH.
MK 022 HANDLE AVAILABLE IN SIZE 200 MM & 1200 MM.
PROFILE DOOR WIDTH CAN BE MAXIMUM OF 600 MM AND HEIGHT CAN BE UPTO 2950 MM.
4 MM TO 5 MM THICKNESS OF GLASS CAN BE USED.
ONLY SIDE MOUNTING HINGES CAN BE USED . TOP AND BOTTOM MOUNTING HINGES NOT POSSIBLE.**



MK 022 PROFILE BLACK MATT WITH BLACK TINTED GLASS



MK 018 PROFILE BLACK MATT WITH IMPERIAL CERAMIC



MK 018 PROFILE BLACK MATT WITH PULL GRIP HANDLE

**MK 018 PROFILE AVAILABLE IN BLACK MATT & MOCHA MATT FINISHES
MK 018 FRONT FINISH AVAILABLE IN IMPERIAL CERAMIC, MAJESTIC CERAMIC , ELEGANCE GLASS , SUPER MATT GLASS AND TINTED GLASS.**


**MK 018 - AVAILABLE IN BLACK MATT ; MOCHA MATT.
PROFILE THICKNESS IS 45 MM.
COMES WITH PULLGRIP HANDLE IN SIZE 150 MM TO 3000 MM.**



MK 019 PROFILE IN MOCHA MATT WITH 'J' HANDLE



MK 019 BLACK WITH ELEGANCE GLASS + 'L' HANDLE



MK 019 BLACK + TINTED GLASS

**MK 019 PROFILE AVAILABLE IN BLACK MATT & MOCHA MATT FINISHES
MK 019 FRONT FINISH AVAILABLE IN IMPERIAL CERAMIC, MAJESTIC CERAMIC, ELEGANCE GLASS , SUPER MATT GLASS AND TINTED GLASS**

**MK 019 - AVAILABLE IN BLACK MATT ; MOCHA MATT .
PROFILE THICKNESS IS 45 MM.
COMES WITH J AND BOTTOM L HANDLE.**

CUBINATION

Cube Innovation are futuristic organising solutions for modern state-of-art Makwana homes. You can use them as per your requirements and with a little imagination you get an absolutely new style of cube. Its flexible, easy to install, innovative product and can easily be incorporated with any set of furniture . It is customization personified. Available finishes are Black Matt , Grey Matt , SS Brush & Gold finish . Wooden & Glass Shelf provision is possible.



BOOK SHELF



TV UNIT



MULTIPLE USE SHELVING CABINET



MULTIPLE USE SHELVING CABINET



STORAGE RACK

WALL STORAGE WITH OPEN CONCEPT IN DIFFERENT FINISHES



HAFELE PROFILE



CROCKERY UNIT



OPEN CABINET WITH GLASS SHELF WITH COLOUR FRAME OPTIONS

FINISHES AVAILABLE




SILVER




GOLD



ROSE GOLD



DARK BRONZE



GRAPHITE



3 Tier S. S. Platinum fixed single pullout



2 Tier S.S. Platinum fixed detergent pullout



S.S Platinum sink cut-out



S. S. Platinum thali - plate



S. S. Platinum cup & saucer



S. S. Platinum cutlery



S. S Platinum plain 4''



S. S Platinum plain 6''



S. S. Platinum plain 8''



S.S. Platinum cutlery tray



S.S. Platinum finish cutlery basket

CABINET SIZE	PRODUCT DIMENSION	
	mm	inch mm
450 * 560 * 700	15 * 20 * 8	380 * 505 * 200
500 * 560 * 700	17 * 20 * 8	430 * 505 * 200
550 * 560 * 700	19 * 20 * 8	480 * 505 * 200
600 * 560 * 700	21 * 20 * 8	530 * 505 * 200
780 * 560 * 700	28 * 20 * 8	710 * 505 * 200
880 * 560 * 700	32 * 20 * 8	810 * 505 * 200

KITCHEN ACCESSORIES



CABINET SIZE	PRODUCT DIMENSION	
	mm	Inch
450 x 560 x 700	15 x 20 x 4	380 x 505 x 100
500 x 560 x 700	17 x 20 x 4	430 x 505 x 100
550 x 560 x 700	19 x 20 x 4	480 x 505 x 100
600 x 560 x 700	21 x 20 x 4	530 x 505 x 100
780 x 560 x 700	28 x 20 x 4	710 x 505 x 100
880 x 560 x 700	32 x 20 x 4	810 x 505 x 100



SS PERFORATED PLAIN 6"



SS PERFORATED CUTLERY



CABINET SIZE	PRODUCT DIMENSION	
	mm	inch
450 * 560 * 700	15 * 20 * 8	380 * 505 * 200
500 * 560 * 700	17 * 20 * 8	430 * 505 * 200
550 * 560 * 700	19 * 20 * 8	480 * 505 * 200
600 * 560 * 700	21 * 20 * 8	530 * 505 * 200
780 * 560 * 700	28 * 20 * 8	710 * 505 * 200
880 * 560 * 700	32 * 20 * 8	810 * 505 * 200



PERFORATED SERIES



CABINET SIZE	PRODUCT DIMENSION	
	mm	inch
450 x 560 x 700	15 x 20 x 8	380 x 505 x 150
500 x 560 x 700	17 x 20 x 8	430 x 505 x 150
550 x 560 x 700	19 x 20 x 8	480 x 505 x 150
600 x 560 x 700	21 x 20 x 8	530 x 505 x 150
780 x 560 x 700	28 x 20 x 8	710 x 505 x 150
880 x 560 x 700	32 x 20 x 8	810 x 505 x 150



CABINET SIZE	PRODUCT DIMENSION	
	mm	inch
450 x 560 x 700	15 x 20 x 3	380 x 505 x 75
500 x 560 x 700	17 x 20 x 3	430 x 505 x 75
550 x 560 x 700	19 x 20 x 3	480 x 505 x 75
600 x 560 x 700	21 x 20 x 3	530 x 505 x 75
780 x 560 x 700	28 x 20 x 3	710 x 505 x 75
880 x 560 x 700	32 x 20 x 3	810 x 505 x 75



PERFORATED SERIES

SS PERFORATED CUP & SAUCER 4"



CABINET SIZE		PRODUCT DIMENSION	
mm	Inch	mm	
450 x 560 x 700	15 x 20 x 4	380 x 505 x 100	
500 x 560 x 700	17 x 20 x 4	430 x 505 x 100	
550 x 560 x 700	19 x 20 x 4	480 x 505 x 100	
600 x 560 x 700	21 x 20 x 4	530 x 505 x 100	
780 x 560 x 700	28 x 20 x 4	710 x 505 x 100	
880 x 560 x 700	32 x 20 x 4	810 x 505 x 100	



SS PERFORATED THALI 8"



PERFORATED SERIES



CABINET SIZE		PRODUCT DIMENSION	
mm	inch	mm	
450 x 560 x 700	15 x 20 x 8	380 x 505 x 200	
500 x 560 x 700	17 x 20 x 8	430 x 505 x 200	
550 x 560 x 700	19 x 20 x 8	480 x 505 x 200	
600 x 560 x 700	21 x 20 x 8	530 x 505 x 200	
780 x 560 x 700	28 x 20 x 8	710 x 505 x 200	
880 x 560 x 700	32 x 20 x 8	810 x 505 x 200	

SS PERFORATED PARTITION 4"



SS VEG PERFORATED BASKET 6"



CABINET SIZE		PRODUCT DIMENSION	
mm	inch	mm	
450 x 560 x 700	16 x 20 x 6	400 x 505 x 150	
600 x 560 x 700	22 x 20 x 6	560 x 505 x 150	



CABINET SIZE		PRODUCT DIMENSION	
mm	Inch	mm	
450 x 560 x 700	15 x 20 x 4	380 x 505 x 100	
500 x 560 x 700	17 x 20 x 4	430 x 505 x 100	
550 x 560 x 700	19 x 20 x 4	480 x 505 x 100	
600 x 560 x 700	21 x 20 x 4	530 x 505 x 100	
780 x 560 x 700	28 x 20 x 4	710 x 505 x 100	
880 x 560 x 700	32 x 20 x 4	810 x 505 x 100	

PERFORATED SERIES

SS PERFORATED FIX SINGLE PULLOUT - 3 TIER



CABINET SIZE		PRODUCT DIMENSION	
mm	inch	mm	
170 x 560 x 700	20 X 4	100 X 510 X 530	
195 x 560 x 700	20 X 5	125 X 510 X 530	
220 x 560 x 700	20 X 6	150 X 510 X 530	
270 x 560 x 700	20 X 8	200 X 510 X 530	



SS PERFORATED FIX DETERGENT PULLOUT - 2 TIER



CABINET SIZE		PRODUCT DIMENSION	
mm	inch	mm	
170 x 560 x 700	20 X 4	100 X 510 X 450	
195 x 560 x 700	20 X 5	125 X 510 X 450	
220 x 560 x 700	20 X 6	150 X 510 X 450	
270 x 560 x 700	20 X 8	200 X 510 X 450	



SS REGULAR PLAIN 4"



CABINET SIZE		PRODUCT DIMENSION	
mm	inch	mm	
450 x 560 x 700	15 x 20 x 4	380 x 505 x 100	
500 x 560 x 700	17 x 20 x 4	430 x 505 x 100	
550 x 560 x 700	19 x 20 x 4	480 x 505 x 100	
600 x 560 x 700	21 x 20 x 4	530 x 505 x 100	
780 x 560 x 700	28 x 20 x 4	710 x 505 x 100	
880 x 560 x 700	32 x 20 x 4	810 x 505 x 100	



SS REGULAR PLAIN 6"



CABINET SIZE		PRODUCT DIMENSION	
mm	inch	mm	
450 x 560 x 700	15 x 20 x 6	380 x 505 x 150	
500 x 560 x 700	17 x 20 x 6	430 x 505 x 150	
550 x 560 x 700	19 x 20 x 6	480 x 505 x 150	
600 x 560 x 700	21 x 20 x 6	530 x 505 x 150	
780 x 560 x 700	28 x 20 x 6	710 x 505 x 150	
880 x 560 x 700	32 x 20 x 6	810 x 505 x 150	

REGULAR SERIES

SS REGULAR PLAIN 8"



CABINET SIZE	PRODUCT DIMENSION	
	mm	inch
450 * 560 * 700	15 * 20 * 8	380 * 505 * 200
500 * 560 * 700	17 * 20 * 8	430 * 505 * 200
550 * 560 * 700	19 * 20 * 8	480 * 505 * 200
600 * 560 * 700	21 * 20 * 8	530 * 505 * 200
780 * 560 * 700	28 * 20 * 8	710 * 505 * 200
880 * 560 * 700	32 * 20 * 8	810 * 505 * 200

SS REGULAR CUP & SAUCER 4"



CABINET SIZE	PRODUCT DIMENSION	
	mm	inch
450 * 560 * 700	15 * 20 * 4	380 * 505 * 100
500 * 560 * 700	17 * 20 * 4	430 * 505 * 100
550 * 560 * 700	19 * 20 * 4	480 * 505 * 100
600 * 560 * 700	21 * 20 * 4	530 * 505 * 100
780 * 560 * 700	28 * 20 * 4	710 * 505 * 100
880 * 560 * 700	32 * 20 * 4	810 * 505 * 100

REGULAR SERIES

SS REGULAR THALI BASKET 8"



CABINET SIZE	PRODUCT DIMENSION	
	mm	inch
450 x 560 x 700	15 x 20 x 8	380 x 505 x 200
500 x 560 x 700	17 x 20 x 8	430 x 505 x 200
550 x 560 x 700	19 x 20 x 8	480 x 505 x 200
600 x 560 x 700	21 x 20 x 8	530 x 505 x 200
780 x 560 x 700	28 x 20 x 8	710 x 505 x 200
880 x 560 x 700	32 x 20 x 8	810 x 505 x 200

SS REGULAR PARTITION BASKET 4"



CABINET SIZE	PRODUCT DIMENSION	
	mm	inch
450 x 560 x 700	15 x 20 x 4	380 x 505 x 100
500 x 560 x 700	17 x 20 x 4	430 x 505 x 100
550 x 560 x 700	19 x 20 x 4	480 x 505 x 100
600 x 560 x 700	21 x 20 x 4	530 x 505 x 100
780 x 560 x 700	28 x 20 x 4	710 x 505 x 100
880 x 560 x 700	32 x 20 x 4	810 x 505 x 100

REGULAR SERIES

SS REGULAR FIX SINGLE PULLOUT - 3 TIER



CABINET SIZE		PRODUCT DIMENSION	
mm	inch	mm	
170 x 560 x 700	20 X 4	100 X 510 X 530	
195 x 560 x 700	20 X 5	125 X 510 X 530	
220 x 560 x 700	20 X 6	160 X 510 X 530	
270 x 560 x 700	20 X 8	200 X 510 X 530	



SS REGULAR FIX DETERGENT PULLOUT - 2 TIER



CABINET SIZE		PRODUCT DIMENSION	
mm	inch	mm	
170 x 560 x 700	20 X 4	100 X 510 X 490	
195 x 560 x 700	20 X 5	125 X 510 X 490	
220 x 560 x 700	20 X 6	150 X 510 X 490	
270 x 560 x 700	20 X 8	200 X 510 X 490	



SS PREMIUM SPICE & GLASS PULLOUT



CABINET SIZE	
mm	
200 x 560 x 700	
300 x 560 x 700	



SS PREMIUM VERTICAL DUAL PULLOUT



CABINET SIZE	
mm	
500 x 560 x 700	
600 x 560 x 700	





4" Tandem Box with BL Sheet Bottom-Back



SS Finish WR Tandem Box With BL Sheet Bottom-Back



With Railing Tandem Box & Bottom-Back in BL Sheet

BL SHEET TANDEM BOX

SS REGULAR DEETRAY



CABINET SIZE	PRODUCT DIMENSION
mm	mm
750 x 750 x 700	600 x 650 Ht
800 x 800 x 700	650 x 650 Ht
850 x 850 x 700	700 x 650 Ht



SS REGULAR MAGIC CORNER WITH REGULAR BASKETS



CORNER SERIES



CABINET SIZE
mm
1100 x 560 x 700

SS REGULAR CARROUSEL UNIT 3/4 QUATER



CABINET SIZE	PRODUCT DIMENSION
mm	mm
750 x 750 x 700	600 x 650 Ht
800 x 800 x 700	650 x 650 Ht
850 x 850 x 700	700 x 650 Ht

SS PREMIUM MAGIC CORNER WITH SOFT CLOSING



CABINET SIZE
1100 x 560 x 700 L
1100 x 560 x 700 R

SS REGULAR FULLROUND CARROUSEL UNIT



CABINET SIZE	PRODUCT DIMENSION
mm	mm
650 x 700 x 800	450 x 650 Ht
700 x 700 x 800	500 x 650 Ht



CORNER SERIES

SS PREMIUM TWIN CORNER



CABINET SIZE
mm
1100 x 560 x 700 L
1100 x 560 x 700 R

CORNER SERIES

SINK SERIES

REVOLVING BIN



CAPACITY 13 litre	FINISH SS Black	SIZE 340 * 270 * 350 MM
-----------------------------	---------------------------	-----------------------------------

BIN HOLDER



SIZE	mm	250 x 200
-------------	----	-----------

USE ME SHUTTER



SIZE	mm	250 x 200 x 140
-------------	----	-----------------

DETERGENT HOLDER



SIZE	mm	300 x 150 x 450
-------------	----	-----------------

SINK SERIES

VEGETABLE BASKET



Cane basket with ash finish 100 mm HT



Cane basket with mahogany finish 150 mm HT



Cane basket with oak finish 200 mm HT




Cane BasketT With Oak Finish in WOODEN FRAME 200 MM



Ss Veg Perforated Basket 6"

Available in standard size of 450 * 560 & 600 * 560 .
Non standard size can be made on order as per the required size.

SS GLASS & PLATE TRAY WITH PVC DRIP TRAY



CABINET SIZE mm	PRODUCT DIMENSION mm
450 x 300 x 600	405 x 255 x 100
500 x 300 x 600	456 x 255 x 100
600 x 300 x 600	555 x 255 x 100
650 x 300 x 600	605 x 255 x 100
750 x 300 x 600	710 x 255 x 100
800 x 300 x 600	755 x 255 x 100
900 x 300 x 600	855 x 255 x 100

PREMIUM GLASS & DISH RACK WITH SS TRAY



CABINET SIZE mm
600 x 300 x 600
900 x 300 x 600



CABINET SIZE mm
300 x 560 x 2020
400 x 560 x 2020



CABINET SIZE mm
450 x 560 x 2020
600 x 560 x 2020



CABINET SIZE mm
300 x 560 x 2020
400 x 560 x 2020



Container Holder with Wooden Base



Wooden Cutlery Insert



Wooden Cutlery Insert



KITCHEN INTERNAL ACCESSORIES



Drawers with movable partition stand



S.S Saucer Stand, Quater Plate Stand and Dinner Plate Stand




PVC Plate Organiser



Container 4PCS



Cling Film & Silver foil cutter with wooden insert



Knife Holder



Perforated Base 600 & 900 mm



Single pc Silver Foil Cutter



Small Container



Storage containers for 2 kg , 1kg (2 designs available) , 500 grms & 150 grms




PVC Dinner Plate Organiser



PVC Quater Plate Organiser



PVC Saucer Organiser




Wooden Dinner Plate Holder with Pegs



Wooden Plate Stacker n the Drawer




Worktop Extension



Wooden Plate Stacker



Wooden Pegs



BLACK FINISH SKIRTING



WHITE FINISH SKIRTING



SILVER FINISH SKIRTING



MIRROR FINISH SKIRTING



SKIRTING



SKIRTING & LEG CLIP

SKIRTING :-
 Black skirting available in gloss & matt finish.
 Length - 2000mm.
 Height - 100 & 150mm available.

White skirting available in gloss & matt finish.
 Length - 2000mm.
 Height - 100 & 150mm available.

Silver skirting only matt finish available.

Mirror skirting only mirror finish available.

Corner
 Centre Joint
 Skirting Leg Clip

Leg available in 100mm & 150mm.



WARDROBE LEG ADJUSTABLE



LEGS FOR MODULAR CARCASS. AVAILABLE IN 100 & 150 MM



CABINET HANGING BRACKET PLATE



CABINET HANGING BRACKET



VENTILATION GRILL



TALL UNIT SHUTTER JOINT PIN & SHELVING ROD



FLIPPER FITTING FOR MOVABLE SHELF



CLIP FOR GLASS SHELF



CLIP FOR WOODEN SHELF


COVER CAP FOR MINIFIX



SS Ventilation Grill - Available size is 150mm & 300mm.
Can also be made as per required size.



BLUM ACCESSORIES












BLUM HINGES














TBX INTIVO

TBX ANTARO




TBX PLUS



MOVENTO RUNNER



TANDEM RUNNER







BOTTLE PULLOT



BOTTLE PULLOT



SLIDING LADDER UNIT ATTACHED ON SHUTTER



STORAGE RACKS IN LADDER UNIT WITH OPENABLE DOOR



CORNER UNIT PULLOUT ATTACHED TO SHUTTER



CORNER UNIT PULLOUT CURVED



STORAGE RACKS IN CORNER UNIT



CORNER UNIT PULLOUT IN OPENABLE DOOR



DETERGENT ORGANISER



DETERGENT DRAWER



WASTEBIN



WASTEBIN



Gola Profile in Black finish



Gola Profile in Black Matt finish



Gola Profile in Bronze finish



Gola Profile in Gold finish



Gola Profile in Silver finish



ROLLER SHUTTER IN METALLIC ALUMINIUM & FROSTED FINISH
IN 600 MM & 900 MM



ROLLER SHUTTER WHITE GLASS FINISH



ROLLER SHUTTER IN SILVER FINISH



ROLLER SHUTTER IN METALLIC ALUMINIUM FINISH



ROLLER SHUTTER BLACK GLASS FINISH



ROLLER SHUTTER IN SILVER FINISH

REHAU SHUTTER